

ANEXO II: DATOS DE TRÁFICO Y TRAYECTORIAS

1. COMPOSICIÓN DE LA FLOTA. AEROPUERTO DE BARCELONA-EL PRAT. AERONAVES

Tabla AII. 1. Composición de la flota

INDICATIVO OACI	TIPO DE AERONAVES	CÓDIGO INM	%
A124	ANTONOV An-124 Ruslan	AN124	0.0007%
A300	AIRBUS A-300	A300	0.0003%
A306	AIRBUS A-300B/C/F 4-600	A300	0.0374%
A30B	AIRBUS A-300B/C 100/200	A300	0.0155%
A310	AIRBUS A-310	A310	0.1012%
A318	AIRBUS A-318	A319	0.0182%
A319	AIRBUS A-319	A319	10.7250%
A320	AIRBUS A-320	A320	39.9562%
A321	AIRBUS A-321	A321	7.7394%
A330	AIRBUS A-330	A330	0.0003%
A332	AIRBUS A-330-200	A330	0.3611%
A333	AIRBUS A-330-300	A330	0.4493%
A340	AIRBUS A-340	A340	0.0003%
A342	AIRBUS A-340-200	A340	0.0893%
A343	AIRBUS A-340-300	A340	0.2569%
A346	AIRBUS A-340-600	A340	0.0033%
A380	AIRBUS A-380	A340	0.0017%
AC95	GULFSTREAM AEROSPACE 695 Jetprop Commander	CNA441	0.0020%
AN12	ANTONOV An-12	C130	0.0026%
ASTR	IAI 1125 Gulfstream G100	IA1125	0.0040%
AT43	AEROSPATIALE ATR-42-200/300/320	ATR42	0.1494%
AT45	AEROSPATIALE ATR-42-500	ATR42	0.0030%
AT72	AEROSPATIALE ATR-72	ATR72	0.1627%
ATP	BRITISH AEROSPACE ATP	BAEATP	0.0007%
B190	BEECH 1900	BEC190	0.0060%
B350	BEECH 300 (B300) Super King Air 350	BEC300	0.0288%
B462	BRITISH AEROSPACE BAe-146-200	BAE146	0.0291%
B463	BRITISH AEROSPACE BAe-146-300	BAE300	0.0109%
B733	BOEING 737-300	737300	1.5622%
B734	BOEING 737-400	737400	0.8362%

INDICATIVO OACI	TIPO DE AERONAVES	CÓDIGO INM	%
B735	BOEING 737-500	737500	0.4748%
B736	BOEING 737-600	737700	0.0665%
B737	BOEING 737-700	737700	1.4657%
B738	BOEING 737-800	737700	13.7345%
B739	BOEING 737-900	737700	0.3644%
B742	BOEING 747-200	747200	0.0106%
B743	BOEING 747-300	7473G2	0.0056%
B744	BOEING 747-400 (international winglets)	747400	0.1703%
B748	BOEING 747-8	747400	0.0007%
B74S	BOEING 747SP	747SP	0.0007%
B752	BOEING 757-200	757RR	1.2022%
B753	BOEING 757-300	757RR	0.0787%
B762	BOEING 767-200	767CF6	0.2083%
B763	BOEING 767-300	767300	1.1463%
B767	BOEING 767	767400	0.0003%
B772	BOEING 777-200	777200	0.1924%
B773	BOEING 777-300	777300	0.0007%
B777	BOEING 777	777200	0.0003%
B77L	BOEING 777-200LR	777200	0.0020%
B77W	BOEING 777-300ER	777300	0.3300%
BE20	BEECH 200 Super King Air	BEC200	0.1058%
BE30	BEECH 300 Super King Air	BEC300	0.0033%
BE40	BEECH 400 Beechjet	BEC400	0.0522%
BE58	BEECH 58 Baron	BEC58	0.0020%
BE9L	BEECH 90 (A/B/C/D/E 90) King Air	BEC90	0.0036%
C208	CESSNA 208	CNA208	0.1002%
C210	CESSNA 210	CNA210	0.0013%
C25A	CESSNA 525A Citation CJ2	CNA525	0.0747%
C25B	CESSNA 525B Citation CJ3	CNA525	0.0539%
C25C	CESSNA 525C Citation CJ4	CNA525	0.0079%
C310	CESSNA 310	CNA310	0.0003%
C421	CESSNA 421	CNA421	0.0007%
C425	CESSNA 425	CNA425	0.0007%
C441	CESSNA 441 Conquest	CNA441	0.0020%

INDICATIVO OACI	TIPO DE AERONAVES	CÓDIGO INM	%
C5	LOCKHEED C-5 Galaxy	C5	0.0003%
C500	CESSNA 500 Citation	CNA500	0.0069%
C501	CESSNA 501 Citation 1SP	CNA501	0.0817%
C510	CESSNA 510 Citation Mustang	CNA500	0.0929%
C525	CESSNA 525 Citation CJ1	CNA525	0.1878%
C550	CESSNA 550/552 Citation 2/Bravo	CNA55B	0.1167%
C551	CESSNA 551 Citation 2SP	CNA551	0.1051%
C560	CESSNA 560 Citation 5	CNA560	0.0324%
C56X	CESSNA 560XL Citation Excel	CNA55B	0.3604%
C650	CESSNA 650 Citation 3/6/7	CIT3	0.0132%
C680	CESSNA 680 Citation Sovereign	LEAR35	0.0271%
C750	CESSNA 750 Citation 10	CNA750	0.0060%
CL30	BOMBARDIER BD-100 Challenger 300	CL601	0.0393%
CL60	CANADAIR CL-600 Challenger 600/601/604	CL601	0.0727%
COL4	LANCAIR LC-41 Columbia 400	CNA172	0.0007%
CRJ1	CANADAIR CL-600 Regional Jet CRJ-100	CLREGJ	1.0021%
CRJ2	CANADAIR CL-600 Regional Jet CRJ-200/440	CLREGJ	5.8528%
CRJ7	CANADAIR CL-600 Regional Jet CRJ-700/701	GV	0.0836%
CRJ9	CANADAIR CL-600 Regional Jet CRJ-705/900	GV	0.1620%
CRJX	CANADAIR CL-600 Regional Jet CRJ-1000 (CL600-2E25)	GV	0.0083%
D228	FAIRCHILD DORNIER 228	DO228	0.0053%
D328	FAIRCHILD DORNIER 328	DO328	0.1012%
DA42	DIAMOND DA-42 Twin Star	BEC58P	0.0003%
DC3	DOUGLAS DC-3	DC3	0.0013%
DH8D	DE HAVILLAND CANADA DHC-8-400 Dash 8	DHC830	0.2437%
E120	EMBRAER EMB-120 Brasilia	EMB120	0.7238%
E135	EMBRAER ERJ-135/140	EMB135	0.2010%
E145	EMBRAER EMB-145	EMB145	1.1582%
E170	EMBRAER ERJ-170/175	GV	0.1329%
E190	EMBRAER 190/195	GV	2.0294%
E50P	EMBRAER EMB-500 Phenom 100	CNA500	0.0099%
E55P	EMBRAER EMB-505 Phenom 300	CNA55B	0.0013%
EA50	ECLIPSE Eclipse 500	CNA55B	0.0192%
F100	FOKKER 100	F10065	0.2351%

INDICATIVO OACI	TIPO DE AERONAVES	CÓDIGO INM	%
F260	SIAI-MARCHETTI SF-260	SF260M	0.0013%
F27	FOKKER F-27/C-31 Friendship	FK27	0.0007%
F2TH	DASSAULT Falcon 2000	FAL20A	0.2014%
F50	FOKKER 50	FK50	0.0053%
F900	DASSAULT-BREGUET Mystère 900	F10062	0.1356%
FA10	DASSAULT-BREGUET Falcon 10/100	FAL10	0.0073%
FA20	DASSAULT-BREGUET Falcon 20/200	FAL200	0.0086%
FA50	DASSAULT-BREGUET Falcon 50	F10062	0.0317%
FA7X	DASSAULT Falcon 7X	F10062	0.0195%
G150	IAI Gulfstream G150	IA1125	0.0119%
GALX	IAI 1126 Gulfstream G200	CL600	0.2027%
GL5T	BOMBARDIER BD-700 Global 5000	GV	0.0136%
GLEX	BOMBARDIER BD-700 Global Express	GV	0.1045%
GLF3	GULFSTREAM AEROSPACE G-1159A Gulfstream 3	GIIB	0.0063%
GLF4	GULFSTREAM AEROSPACE G-4 Gulfstream G300/350/400/450	GIV	0.0754%
GLF5	GULFSTREAM AEROSPACE G-5SP Gulfstream G500/550	GV	0.1121%
H25B	BRITISH AEROSPACE BAe-125-700/800	IA1125	0.1260%
H25C	BRITISH AEROSPACE BAe-125-1000	LEAR35	0.0053%
HA4T	RAYTHEON Hawker 4000	CL600	0.0033%
J328	FAIRCHILD DORNIER 328JET	CL600	0.0598%
LJ25	LEARJET 25	LEAR25	0.0007%
LJ31	LEARJET 31	LEAR31	0.0033%
LJ35	LEARJET 35/36	LEAR35	0.0126%
LJ40	LEARJET 40	LEAR35	0.0162%
LJ45	LEARJET 45	LEAR45	0.0777%
LJ55	LEARJET 55	LEAR55	0.0026%
LJ60	LEARJET 60	LEAR60	0.0833%
MD11	MCDONNELL DOUGLAS MD-11	MD11GE	0.0205%
MD82	MCDONNELL DOUGLAS MD-82	MD82	0.3657%
MD83	MCDONNELL DOUGLAS MD-83	MD83	0.8074%
MD87	MCDONNELL DOUGLAS MD-87	MD87	0.8676%
MD90	MCDONNELL DOUGLAS MD-90	MD9025	0.0007%
MU30	MITSUBISHI MU-300 Diamond	MU300	0.0007%

INDICATIVO OACI	TIPO DE AERONAVES	CÓDIGO INM	%
P180	PIAGGIO P-180 Avanti	SD330	0.0205%
P28R	PIPER PA-28R-180/200/201/201T Cherokee Arrow	PA28CA	0.0007%
P46T	PIPER PA-46-500TP Malibu Meridian	PA46	0.0060%
P68	PARTENAVIA P-68	BEC58P	0.0909%
PA31	PIPER PA-31-300/310/325/350/P350/P425	PA31CH	0.0013%
PA32	PIPER PA-32	PA32SG	0.0007%
PA34	PIPER PA-34 Seneca	PA34	0.0013%
PA46	PIPER PA-46-310P Malibu	PA46	0.0020%
PAY1	PIPER PA-31T1-500 Cheyenne 1	PA31T	0.0007%
PAY2	PIPER PA-31T/T2-620 Cheyenne	PA31T	0.0109%
PAY3	PIPER PA-42-720 Cheyenne 3	PA42	0.0033%
PAY4	PIPER PA-42-1000 Cheyenne 400	PA42	0.0079%
PC12	PILATUS PC-12	GASEPF	0.0341%
PRM1	RAYTHEON 390 Premier 1	LEAR35	0.0159%
RJ1H	BRITISH AEROSPACE RJ-100	BAE146	0.2652%
RJ70	BRITISH AEROSPACE RJ-70	RJ70	0.0007%
RJ85	BRITISH AEROSPACE RJ-85	BAE146	0.0179%
SB20	SAAB 2000	SAAB20	0.0026%
SBR1	NORTH AMERICAN ROCKWELL NA-265 Sabreliner 40/60	SABR60	0.0003%
SF34	SAAB 340	SF340	0.0053%
SH36	SHORT 360	SD360	0.0007%
SR22	CIRRUS SR-22	GASEPV	0.0013%
SU95	SUKHOI Superjet 100-95	737N9	0.0020%
SW2	SWEARINGEN SA-26 Merlin 2	SAMER2	0.0013%
SW3	FAIRCHILD SWEARINGEN SA-226TB/227TT Merlin 3/Fairchild 300	SA227	0.0420%
SW4	FAIRCHILD SA-226/227 Metro/Merlin/Expediter	SA227	0.4275%
T154	TUPOLEV Tu-154	TU154	0.0106%
T204	TUPOLEV Tu-204/214/224/234	TU204	0.0972%
TBM7	SOCATA TBM-700	GASEPF	0.0023%
TBM8	SOCATA TBM-850	GASEPF	0.0030%
YK42	YAKOVLEV Yak-42/142	727EM1	0.0013%

Fuente: PALESTRA 2011

2. FICHERO DE TRÁFICO. AEROPUERTO DE BARCELONA-EL PRAT

Tabla AII. 2. Fichero de tráfico.

AERONAVE INM	ATERRIZAJES			DESPEGUES		
	DÍA	TARDE	NOCHE	DÍA	TARDE	NOCHE
727EM1	0.0054	0.0000	0.0000	0.0027	0.0000	0.0027
737300	3.9394	1.3011	1.2491	3.5165	1.7899	1.1750
737400	2.6547	0.5820	0.2223	2.4651	0.7989	0.2195
737500	1.6197	0.3019	0.0438	1.1199	0.8181	0.0384
737700	43.6554	17.0593	4.2222	46.9416	9.7349	8.1726
737N9	0.0082	0.0000	0.0000	0.0082	0.0000	0.0000
747200	0.0439	0.0027	0.0000	0.0411	0.0000	0.0000
7473G2	0.0219	0.0027	0.0000	0.0192	0.0027	0.0000
747400	0.4914	0.0548	0.1647	0.4557	0.1044	0.1481
747SP	0.0027	0.0000	0.0000	0.0027	0.0000	0.0000
757RR	3.4180	0.4474	1.4440	3.1238	1.7596	0.4418
767300	2.9813	0.7631	1.0377	3.0391	0.6095	1.0871
767400	0.0027	0.0000	0.0000	0.0000	0.0000	0.0000
767CF6	0.7796	0.0878	0.0054	0.3375	0.0576	0.4611
777200	0.7932	0.0055	0.0054	0.7657	0.0438	0.0027
777300	1.2957	0.0055	0.0713	1.1609	0.2111	0.0000
A300	0.1344	0.0055	0.0822	0.1153	0.0988	0.0054
A310	0.3679	0.0054	0.0467	0.2937	0.1152	0.0109
A319	30.3873	12.4636	1.7542	29.5034	13.7400	1.3533
A320	103.6400	45.7061	16.4224	118.9916	37.9535	9.0483
A321	23.8813	5.5370	2.6984	24.0815	5.5892	2.4734
A330	3.2559	0.0137	0.0933	3.3243	0.0218	0.0219
A340	1.0157	0.2691	0.1757	0.6368	0.6342	0.1865
AN124	0.0027	0.0000	0.0000	0.0027	0.0000	0.0000
ATR42	0.2030	0.2443	0.1839	0.4530	0.0192	0.1618
ATR72	0.5490	0.0521	0.0768	0.4199	0.0740	0.1785
BAE146	0.9883	0.2333	0.0714	0.9498	0.1455	0.2031
BAE300	0.0220	0.0054	0.0191	0.0274	0.0137	0.0027
BAEATP	0.0000	0.0027	0.0000	0.0000	0.0000	0.0027
BEC190	0.0191	0.0027	0.0027	0.0135	0.0054	0.0054

AERONAVE INM	ATERORIZAJES			DESPEGUES		
	DÍA	TARDE	NOCHE	DÍA	TARDE	NOCHE
BEC200	0.3485	0.0604	0.0274	0.3542	0.0577	0.0301
BEC300	0.1070	0.0164	0.0027	0.1401	0.0000	0.0000
BEC400	0.1591	0.0384	0.0191	0.1867	0.0218	0.0082
BEC58	0.0081	0.0000	0.0000	0.0082	0.0000	0.0000
BEC58P	0.3760	0.0000	0.0000	0.3816	0.0000	0.0000
BEC90	0.0164	0.0000	0.0000	0.0136	0.0000	0.0000
C130	0.0027	0.0054	0.0027	0.0109	0.0000	0.0000
C5	0.0000	0.0000	0.0000	0.0027	0.0000	0.0000
CIT3	0.0384	0.0109	0.0054	0.0383	0.0137	0.0027
CL600	0.6861	0.3349	0.0850	0.8619	0.2003	0.0383
CL601	0.3156	0.1016	0.0493	0.3788	0.0630	0.0218
CLREGJ	22.2779	6.0507	0.1619	21.4050	5.8802	1.1419
CNA172	0.0000	0.0027	0.0000	0.0027	0.0000	0.0000
CNA208	0.4172	0.0054	0.0000	0.4090	0.0000	0.0000
CNA210	0.0055	0.0000	0.0000	0.0055	0.0000	0.0000
CNA310	0.0000	0.0000	0.0000	0.0027	0.0000	0.0000
CNA421	0.0027	0.0000	0.0000	0.0027	0.0000	0.0000
CNA425	0.0027	0.0000	0.0000	0.0027	0.0000	0.0000
CNA441	0.0164	0.0000	0.0000	0.0163	0.0000	0.0000
CNA500	0.3513	0.0825	0.0245	0.3705	0.0603	0.0219
CNA501	0.1564	0.0851	0.0961	0.2497	0.0494	0.0411
CNA525	0.8620	0.3541	0.1234	1.1475	0.1344	0.0711
CNA551	0.2444	0.0824	0.1098	0.3350	0.0577	0.0439
CNA55B	1.3534	0.5545	0.1537	1.7130	0.2361	0.1207
CNA560	0.1097	0.0165	0.0082	0.1097	0.0218	0.0027
CNA750	0.0219	0.0027	0.0000	0.0219	0.0027	0.0000
DC3	0.0055	0.0000	0.0000	0.0055	0.0000	0.0000
DHC830	0.9909	0.0219	0.0000	0.9800	0.0274	0.0027
DO228	0.0027	0.0081	0.0109	0.0109	0.0027	0.0082
DO328	0.4063	0.0137	0.0000	0.4117	0.0082	0.0000
EMB120	0.2222	1.3644	1.4055	1.2518	0.0522	1.7129
EMB135	0.7521	0.0494	0.0301	0.7741	0.0410	0.0218
EMB145	3.7773	0.7412	0.2855	4.5160	0.1811	0.1153



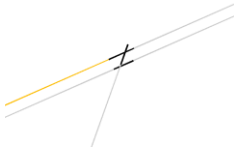
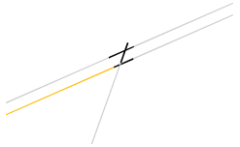
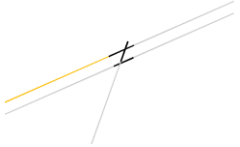
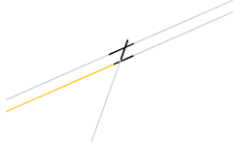



AERONAVE INM	ATERORIZAJES			DESPEGUES		
	DÍA	TARDE	NOCHE	DÍA	TARDE	NOCHE
F10062	0.5326	0.1647	0.0687	0.5875	0.1098	0.0877
F10065	0.6039	0.2168	0.1564	0.7219	0.2279	0.0246
FAL10	0.0192	0.0081	0.0027	0.0190	0.0054	0.0054
FAL200	0.0247	0.0108	0.0000	0.0329	0.0027	0.0000
FAL20A	0.6012	0.2113	0.0218	0.6863	0.0906	0.0602
FK27	0.0000	0.0000	0.0027	0.0000	0.0000	0.0027
FK50	0.0136	0.0055	0.0027	0.0137	0.0027	0.0055
GASEPF	0.1099	0.0521	0.0000	0.1427	0.0164	0.0054
GASEPV	0.0055	0.0000	0.0000	0.0054	0.0000	0.0000
GIIB	0.0109	0.0082	0.0082	0.0136	0.0027	0.0082
GIV	0.2279	0.0521	0.0300	0.2801	0.0163	0.0191
GV	8.2166	2.3196	0.4474	8.5790	2.0396	0.3705
IA1125	0.4997	0.0742	0.0136	0.5078	0.0576	0.0245
LEAR25	0.0027	0.0000	0.0000	0.0027	0.0000	0.0000
LEAR31	0.0109	0.0027	0.0000	0.0137	0.0000	0.0000
LEAR35	0.2497	0.0577	0.0136	0.2718	0.0328	0.0137
LEAR45	0.2031	0.0933	0.0275	0.2579	0.0411	0.0219
LEAR55	0.0082	0.0027	0.0000	0.0082	0.0027	0.0000
LEAR60	0.2086	0.1262	0.0137	0.2990	0.0219	0.0218
MD11GE	0.0027	0.0741	0.0082	0.0054	0.0000	0.0795
MD82	1.0816	0.2964	0.1345	1.1200	0.3487	0.0548
MD83	2.1413	0.8291	0.3789	2.5364	0.6918	0.1262
MD87	2.4761	0.9965	0.1346	2.4570	1.0459	0.0933
MD9025	0.0000	0.0000	0.0027	0.0000	0.0000	0.0027
MU300	0.0027	0.0000	0.0000	0.0027	0.0000	0.0000
PA28CA	0.0000	0.0027	0.0000	0.0027	0.0000	0.0000
PA31CH	0.0027	0.0027	0.0000	0.0055	0.0000	0.0000
PA31T	0.0411	0.0027	0.0054	0.0301	0.0109	0.0054
PA32SG	0.0027	0.0000	0.0000	0.0027	0.0000	0.0000
PA34	0.0055	0.0000	0.0000	0.0054	0.0000	0.0000
PA42	0.0439	0.0027	0.0000	0.0440	0.0027	0.0000
PA46	0.0247	0.0082	0.0000	0.0301	0.0000	0.0027
RJ70	0.0000	0.0000	0.0027	0.0000	0.0000	0.0027



AERONAVE INM	ATERRIZAJES			DESPEGUES		
	DÍA	TARDE	NOCHE	DÍA	TARDE	NOCHE
SA227	0.3980	0.3403	1.2187	0.4173	0.0906	1.4329
SAAB20	0.0109	0.0000	0.0000	0.0081	0.0000	0.0027
SABR60	0.0027	0.0000	0.0000	0.0000	0.0000	0.0000
SAMER2	0.0027	0.0027	0.0000	0.0055	0.0000	0.0000
SD330	0.0686	0.0164	0.0000	0.0714	0.0108	0.0027
SD360	0.0000	0.0027	0.0000	0.0000	0.0027	0.0000
SF260M	0.0055	0.0000	0.0000	0.0055	0.0000	0.0000
SF340	0.0027	0.0110	0.0081	0.0054	0.0000	0.0164
TU154	0.0412	0.0000	0.0027	0.0357	0.0027	0.0054
TU204	0.3294	0.0631	0.0110	0.2881	0.0823	0.0329
Total	278.4518	101.2153	35.4104	297.4557	86.4120	31.3397

Fuente: Elaboración propia

3. RÉGIMEN DE UTILIZACIÓN DE PISTAS Y TRAYECTORIAS

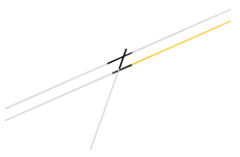
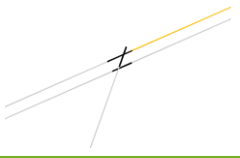
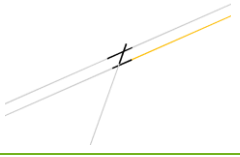
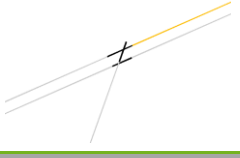

Tabla All. 3. Características operativas de los corredores. Configuración este


PISTA	TIPO PROC	NOMBRE CORREDOR	PROCEDIMIENTO SID
LLEGADAS			
02	Conv.		C ALBER1N BISBA1N CASPE1U GRAUS1U LOBAR1U NEPAL1U OSTUR1U PUMAL1N VERSO1N
	Brnav.		B MARTA2Z MATEX2Z VERSO2Z
07L	Conv.		C ALBER1S BISBA1S CASPE2S CASPE1U GRAUS3S GRAUS1U LOBAR3S LOBAR1U MARTA2S MATEX1S NEPAL1U OSTUR1U PUMAL3S VERSO1S
07R	Conv.		C
07L	Brnav.		B MARTA2Z MATEX2Z VERSO2Z
07R	Brnav.		B
SALIDAS			
	Brnav.		U AGENA1M DALIN1M DUNES1M GRAUS1M LARPA1M LOBAR1M LOTOS1M MOPAS1M OKABI1M SENIA3M VERSO1M
07L	Conv.		NW CLE1B GRAUS5B LOBAR4B MOPAS5B OKABI5B VLA1B
			SE AGENA2B DALIN2B DUNES2B LARPA2B LOTOS2B SENIA4B VERSO2B

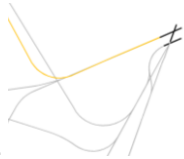

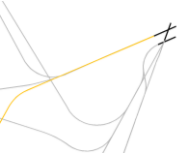
PISTA	TIPO PROC	NOMBRE CORREDOR	PROCEDIMIENTO SID
07R	Brnav		AGENA1R DALIN1R DUNES1R GRAUS1R LARPA1R LOBAR1R LOTOS1R MOPAS1R OKABI1R SENIA3R VERSO1R
	Conv.		CLE1G GRAUS1G LOBAR1G MOPAS1G OKABI1G VLA1G AGENA1G DALIN1G DUNES1G LARPA1G LOTOS1G SENIA1G VERSO1G

Fuente: Elaboración propia

Tabla All. 4. Características operativas de los corredores. Configuración oeste

PISTA	TIPO PROC	NOMBRE CORREDOR	PROCEDIMIENTO SID
LLEGADAS			
25L	Conv.		C
25R			C
25L	P-Rnav		U
25R	P-Rnav		U
SALIDAS			
20	Brnav.		NW

PISTA	TIPO PROC	NOMBRE CORREDOR	PROCEDIMIENTO SID
			SE AGENA2Q DALIN2Q DUNES2Q LARPA2Q VERSO2Q
			N CLE2W GRAUS2W LOBAR2W MOPAS2W OKABI2W VLA2W
	Conv.		SE AGENA2W DALIN2W DUNES2W LARPA2W VERSO2W
			SW LOTOS3W SENIA2W
	Brnav.		NW GRAUS2Q LOBAR2Q LOTOS2Q MOPAS2Q OKABI2Q SENIA2Q
			SE AGENA2Q DALIN2Q DUNES2Q LARPA2Q VERSO2Q
25L			N CLE2W GRAUS2W LOBAR2W MOPAS2W OKABI2W VLA2W
	Conv.		SE AGENA2W DALIN2W DUNES2W LARPA2W VERSO2W
			SW LOTOS3W SENIA2W

PISTA	TIPO PROC	NOMBRE CORREDOR	PROCEDIMIENTO SID
25R	Brnav		U GRAUS2P LOBAR2P LOTOS2P MOPAS2P OKABI2P SENIA2P AGENA2P DALIN2P DUNES2P LARPA2P VERSO2P
	Conv.		N CLE2D GRAUS6D LOBAR5D MOPAS7D OKABI6D VLA2D
			SEW AGENA3D DALIN3D DUNES3D LARPA3D VERSO3D LOTOS4D SENIA6D

Fuente: Elaboración propia

Tabla AII. 5. Porcentaje de empleo de corredores. Llegadas.

CONFIGURACIÓN	PISTA	CORREDOR	%D	%T	%N	%TOTAL POR CONFIGURACIÓN
Este	02	B	5.31%	1.72%	92.97%	5.74%
		C	9.06%	1.05%	89.90%	13.02%
	07L	B	68.26%	26.55%	5.19%	17.05%
		C	67.93%	28.93%	3.13%	64.08%
	07R	B	27.24%	0.00%	72.76%	0.03%
		C	51.71%	0.00%	48.29%	0.08%
Oeste	25L	C	10.98%	2.85%	86.17%	1.98%
		R	10.63%	2.96%	86.41%	1.12%
	25R	C	71.61%	26.46%	1.93%	58.65%
		R	73.62%	23.87%	2.51%	38.25%

Fuente: Elaboración propia

Tabla AII. 6. Porcentaje de empleo de corredores. Salidas.

CONFIGURACIÓN	PISTA	CORREDOR	%D	%T	%N	%TOTAL POR CONFIGURACIÓN
Este	07L	B_U	4.92%	0.00%	95.08%	1.47%
		C_NW	86.91%	0.00%	13.09%	0.35%
		C_SE	18.64%	23.29%	58.06%	0.63%
	07R	B_U	62.16%	20.77%	17.06%	95.44%
		C_U	45.98%	6.24%	47.78%	2.11%
Oeste	20	B_NW	97.79%	0.00%	2.21%	0.20%
		B_SE	96.88%	0.00%	3.12%	0.14%
		C_N	94.52%	5.48%	0.00%	0.02%
		C_SE	100.00%	0.00%	0.00%	0.02%
		C_SW	81.73%	0.00%	18.27%	0.01%
	25L	B_NW	74.99%	22.25%	2.76%	53.38%
		B_SE	75.57%	20.24%	4.19%	35.82%
		C_N	70.85%	24.36%	4.78%	2.49%
		C_SE	76.75%	15.67%	7.57%	5.37%
		C_SW	71.11%	17.77%	11.12%	1.65%
	25R	B_U	93.64%	3.18%	3.18%	0.03%
		C_N	97.07%	0.00%	2.93%	0.45%
		C_SEW	42.57%	40.01%	17.42%	0.44%

Fuente: Elaboración propia